



P.G.D.A.V. College

University of Delhi

Nehru Nagar, Ring Road, New Delhi – 110065

Website: <http://pgdavcollege.in>

Email: pgdavcollege.edu@gmail.com

Supporting document

for

Annual Quality Assurance Report, 2021-22

Criteria 2.7.1

Student- Satisfaction Survey

Table of Contents

S. No.	Content	Page No.
1	Introduction	3
2	Methodology	3-4
3	Analysis of Student Satisfaction Survey	4-20
4	Conclusion	20
5	Appendix: Questionnaires (Google form) as supporting evidence	21-32

1. Introduction

PGDAV College has a rich history of delivering high-quality education to a diverse range of students from various socio-economic backgrounds. The institution is deeply dedicated to fostering the comprehensive development of its enrolled students. As a testament to this commitment, the college regularly organizes a variety of co-curricular and extracurricular activities that cater to the holistic growth of its learners. The institution takes pride in its extensive array of initiatives, which include academic tours, sports events, debates at both state and college levels, competitions, seminars, and a multitude of learner-centric activities. These endeavors are all designed to enhance the skills and promote lifelong learning among the students. To facilitate a student-centered environment conducive to their all-round development, PGDAV College consistently upgrades its infrastructure and human resources. This strategic enhancement aims to create an atmosphere where students can thrive and develop their full potential. In light of this overarching mission, the institution places immense significance on gathering input from its stakeholders, particularly the students.

The college acknowledges that the insights provided by its students are invaluable in shaping appropriate and relevant changes within the institution. The feedback received from the students serves as a vital mirror reflecting the true quality of the teaching-learning process. It offers an avenue for identifying the strengths of the teaching staff while also highlighting areas that have potential for improvement. This feedback-driven approach helps the institution refine its methods and ensures that the educational experience remains in alignment with the evolving needs and expectations of its learners.

2. Methodology

In the academic year 2021-22, a dedicated feedback committee took the initiative to conduct a comprehensive Student Satisfaction Survey (SSS). This survey was designed to gauge the overall performance of the institution and gather valuable insights from the student body. The feedback committee meticulously crafted a questionnaire that covered various aspects of the college's performance. This questionnaire was then made accessible to all students via the institutional website. To ensure maximum participation, the students were notified through notices, social media groups, Google Classroom, and other relevant platforms. The survey was conducted through an online interactive mode¹, providing students with a convenient and accessible way to share their feedback. The approach was successful in encouraging participation from a diverse range of students enrolled in different courses across the institution. The survey process was concluded with a noteworthy level of engagement, resulting in a substantial volume of responses from the student community.

The inputs collected through the Student Satisfaction survey provide a comprehensive view of the student perspective regarding the institution's overall performance during the academic year 2021-22. This feedback serves as a crucial foundation for making informed decisions and implementing targeted improvements in various aspects of the institution's functioning. The diligent efforts of the feedback committee have ensured the successful execution of the Student Satisfaction Survey. The institution greatly values the participation and contribution of its

¹ Refer to Appendix for questionnaire of Student satisfaction survey.

students, as their insights are instrumental in shaping the continuous growth and development of the college. The forthcoming sections provide a detailed analysis of the survey's findings, shedding light on the students' perceptions of the institution's overall performance in the academic year 2021-22. The following report aims to present a comprehensive overview of these findings and the subsequent steps that the institution intends to take based on the feedback received.

Moreover, to conduct a systematic and scientific analysis of the student satisfaction survey on the overall performance of the institution, a rigorous approach was taken to convert students' responses into quantifiable measurements. The questionnaire consisted of a diverse set of questions, each addressing different aspects associated with the institution's overall performance. To ensure fairness and appropriate comparison, a uniform scale was devised. In this regard, the student responses, which were initially presented as percentages, were normalized to a common scale using a range of 0 to 4. The purpose of this normalization was to create a consistent basis for evaluating responses across all questions. The following formula was applied to calculate the normalized score for each question:

$$\text{Normalized Score} = ((\text{Student Percentage Response}) \times (\text{scale for option})) / 100$$

This formula allowed the conversion of student responses into a scale that ranged from 0 to 4, facilitating direct comparison between different questions. The normalized score provides a numerical representation of the students' sentiments on various aspects related to the situation's overall performance. By applying this normalization process, the institution aimed to systematically analyse the survey results, ensuring that all responses were evaluated on a standardized scale. This approach enabled the identification of trends, strengths, and areas for improvement based on the quantifiable data derived from the student satisfaction survey. The subsequent sections of the report will delve into the specific findings obtained through this analysis and outline the implications for enhancing the institution's performance.

3. Analysis of Student Satisfaction Survey

The following are the observations of student satisfaction survey feedback on overall performance of the institution.

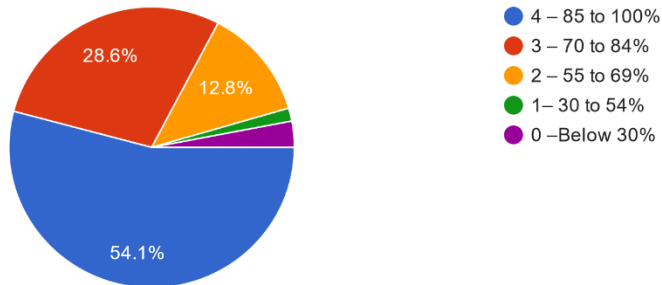
- Syllabus Coverage: 82.7% of students indicated that more than 85% of the syllabus was covered in classes.
- Teacher Communication: 80.4% of students agreed that teachers effectively communicate in classes.
- Teacher Preparation: 93.9% of students agreed that teachers are well-prepared for their classes.
- Teaching Approach: 93.3% of students revealed that teachers have a highly effective approach to teaching.
- Students' strengths and weaknesses identification: 82.8% of students felt that teachers identify their strengths and weaknesses and encourage them appropriately.
- Bilingual Instruction: 75.2% of students agreed that teachers use bilingual instruction in class.
- Extra Time for Queries: 69.9% of students reported receiving extra time from teachers and mentors to solve their queries.

- Opportunities for Learning: 60.9% of students agreed that the institution provides various opportunities for learning and growth.
- Academic Seminars/Conferences: 93.2% of students agreed that academic seminars and conferences are held regularly.
- Soft Skills Development: 84.9% of students acknowledged efforts to include soft skills, life skills, and employability skills.
- Extra-Curricular Activities: 81.3% of students reported that the college organizes and encourages participation in extracurricular activities.
- ICT Tools: 69.7% of students agreed that teachers use adequate ICT tools in the classroom.
- Internal Evaluation Fairness: 71.5% of students thought that the internal evaluation process by teachers is fair.
- Administrative Staff: 88.8% of students agreed that the administrative staff is courteous and cooperative.
- Library Resources: 87.2% of students agreed that the library has sufficient books and journal subscriptions.
- Library Support: 88.7% of students agreed that the library staff provides good support in locating books.
- Computer Lab Facilities: 75.2% of students agreed that the college maintains adequate computer lab facilities.
- Hostel Staff: 57.9% of students agreed that the hostel staff is cooperative.
- Sports Facilities: 63.2% of students agreed that the college has adequate sports facilities.
- Drinking Water: 82% of students agreed that the drinking water facility is suitable.
- Canteen Food: 90.2% of students agreed that the canteen serves hygienic food at a reasonable cost.
- Photocopying Facilities: 92.2% of students agreed that photocopying facilities are available at a reasonable cost.
- Medical Room: 58.6% of students agreed that doctors in the medical room are usually available and cooperative.
- Website Information: 94.8% of students agreed that the college's website provides adequate and well-organized information.
- Security and Safety: 85% of students agreed that the security staff is adequate and cooperative, and 71.6% felt safe on campus.
- Greenery on Campus: 97% of students agreed on the presence of sufficient greenery on the college campus.
- Nation Building: 81.9% of students agreed that the college contributes adequately to nation-building.
- Overall Teaching-Learning Quality: 94.8% of students agreed that the overall quality of the teaching-learning process is very good.

These findings are depicted as follows:

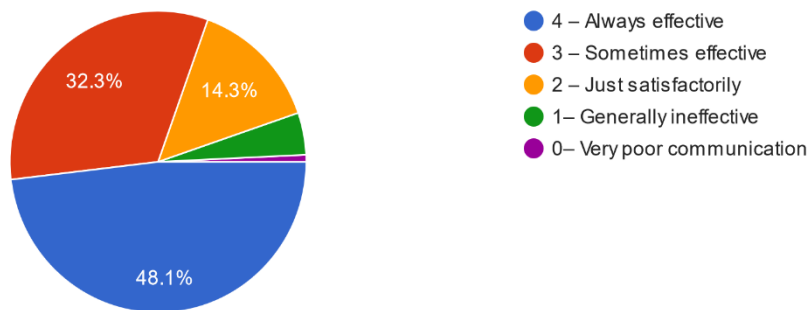
1. How much of the syllabus was covered in the class?

133 responses



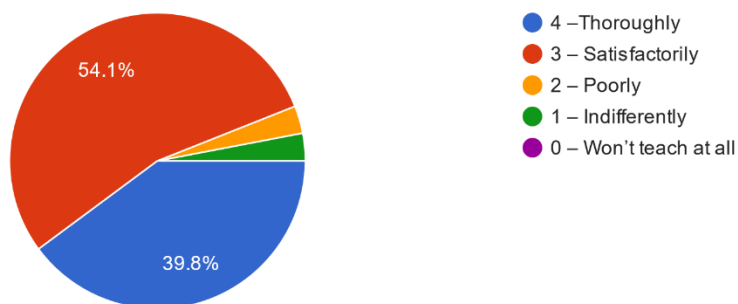
2. How well were the teachers able to communicate?

133 responses



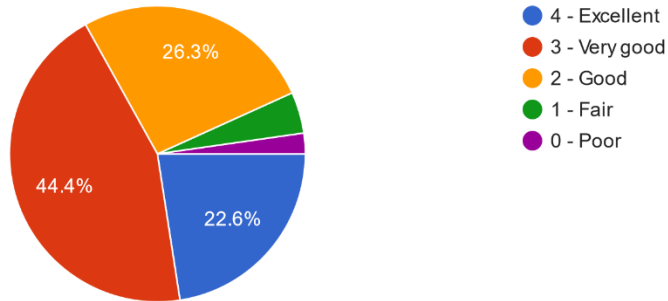
3. How well did the teachers prepare for the classes?

133 responses



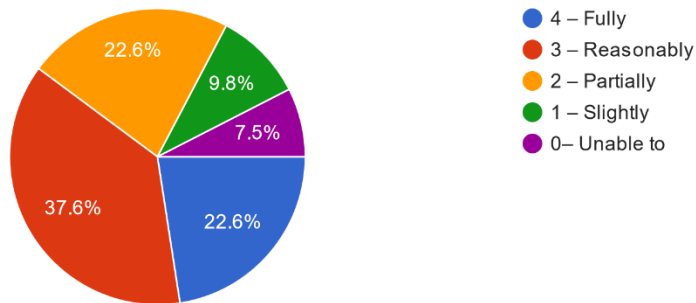
4. The teacher's approach to teaching can best be described as

133 responses



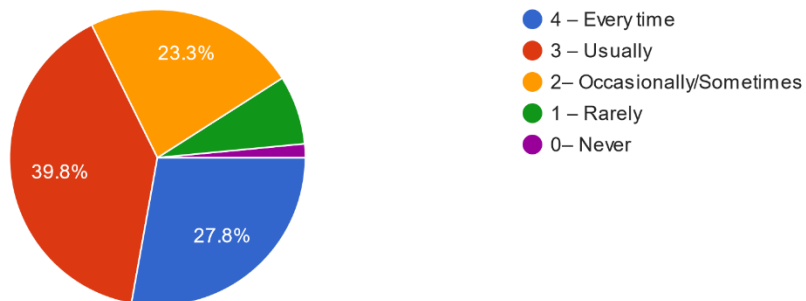
5. The teachers identify your strengths and weaknesses and encourage you by providing right level of challenges.

133 responses



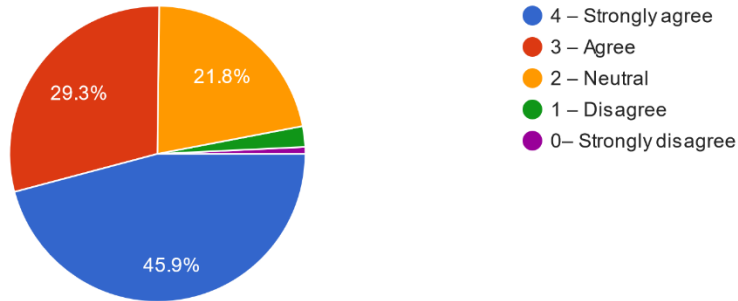
6. The teachers inform you about your expected competencies, course outcomes and programme outcomes in advance.

133 responses



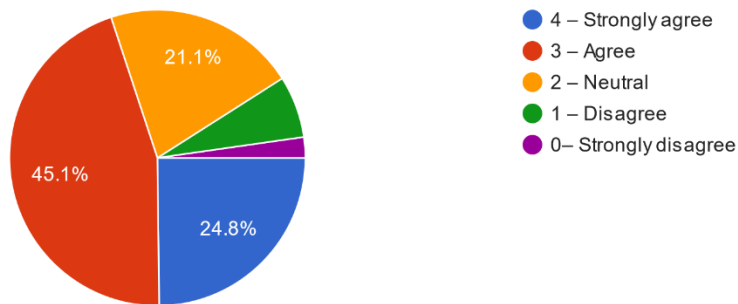
7. Do you agree that teachers are bilingual in class?

133 responses



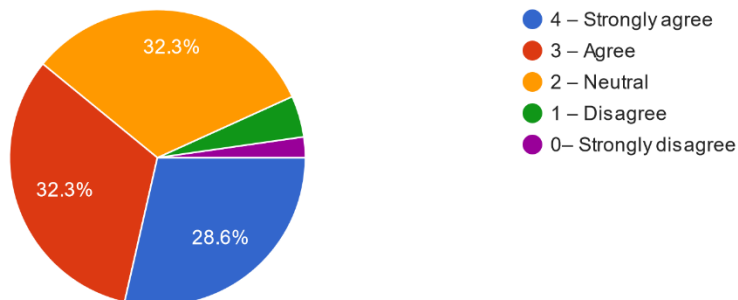
8. Do you agree that teachers and mentors give you extra time to solve your queries?

133 responses



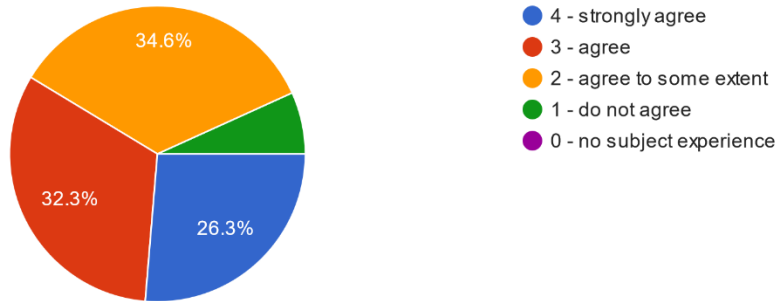
9. The institution provides multiple opportunities to learn and grow by promoting internship, placements, field visit opportunities for students and in other ways.

133 responses



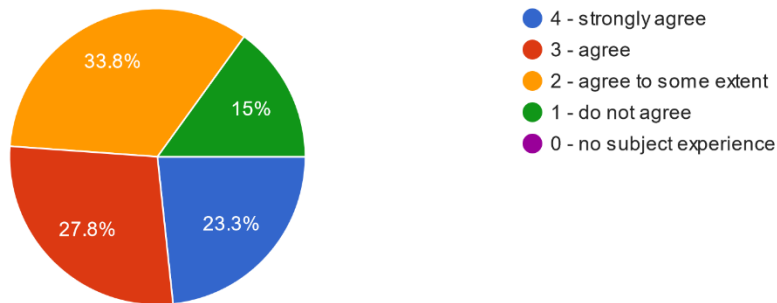
10. Do you agree that academic seminars and conferences are held regularly in the college?

133 responses



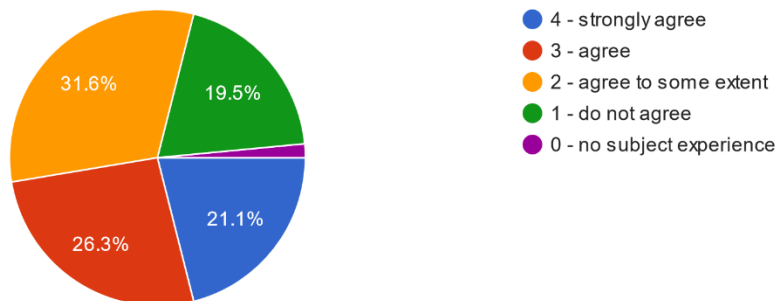
11. Do you agree that efforts are made by the institute/ teachers to inculcate soft skills, life skills and employability skills such as communication skill...ars, etc to make you ready for the world of work.

133 responses



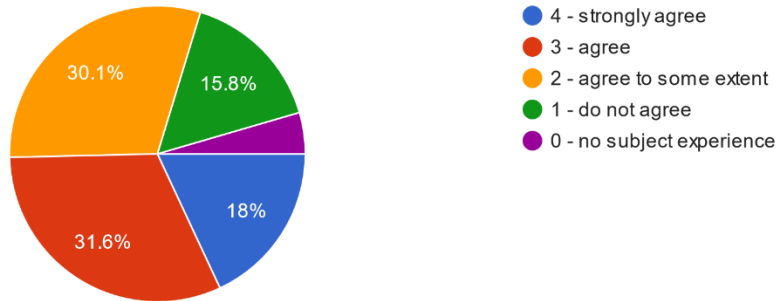
12. Do you agree that the college organises extracurricular activities and encourages you to participate in them?

133 responses



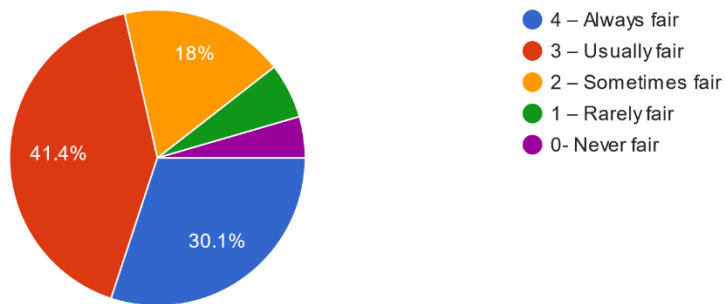
13. Do you agree that your teachers use adequate and necessary ICT tools in the classroom?

133 responses



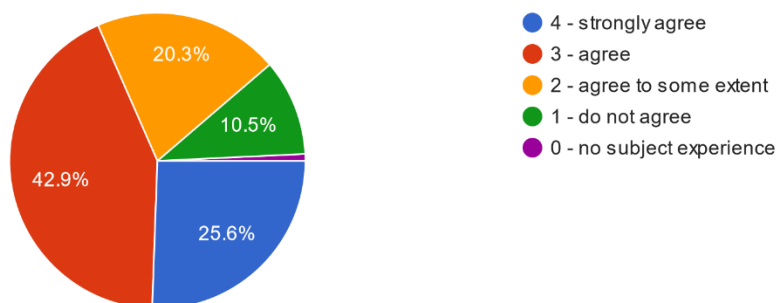
14. What do you think about the fairness of the internal evaluation process by the teachers?

133 responses



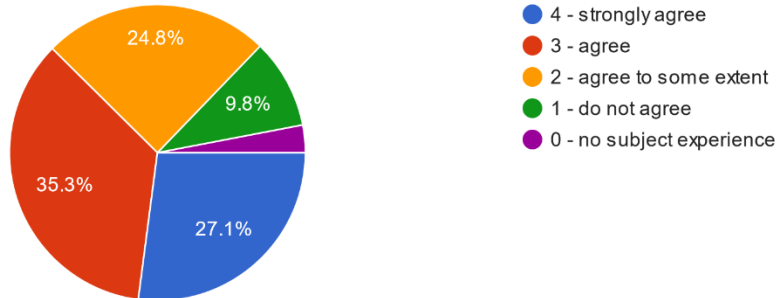
15. Do you agree that the administrative staff is courteous and cooperative?

133 responses



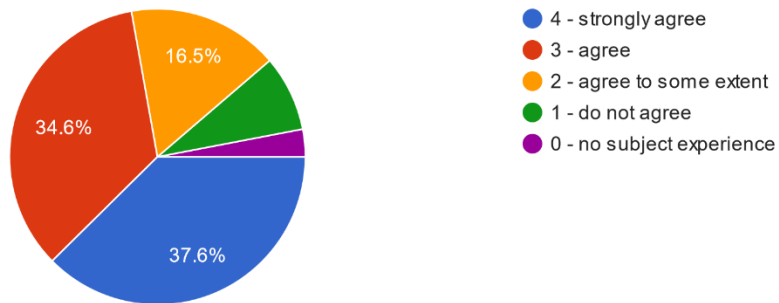
16. Do you agree that the library has sufficient books on syllabus and subscription to necessary journals?

133 responses



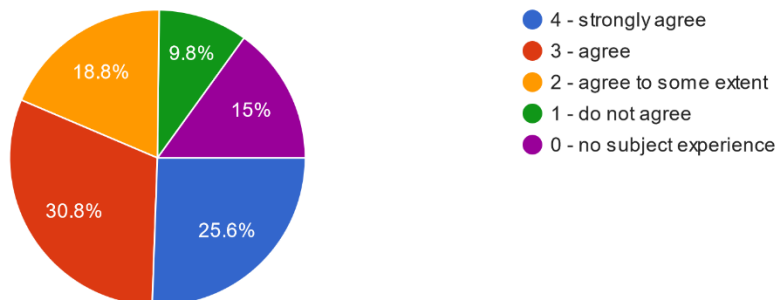
17. Do you get good support from the library staff in easily locating the books in the library?

133 responses



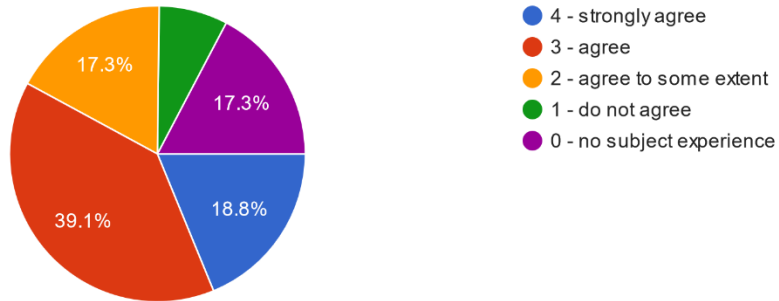
18. Do you agree that the college maintains adequate computer lab facilities?

133 responses



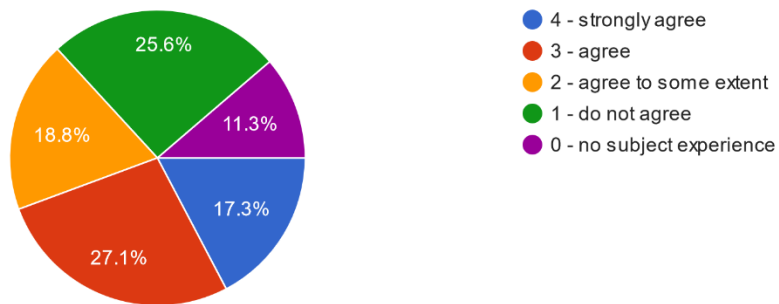
19. Do you agree that lab staff is cooperative?

133 responses



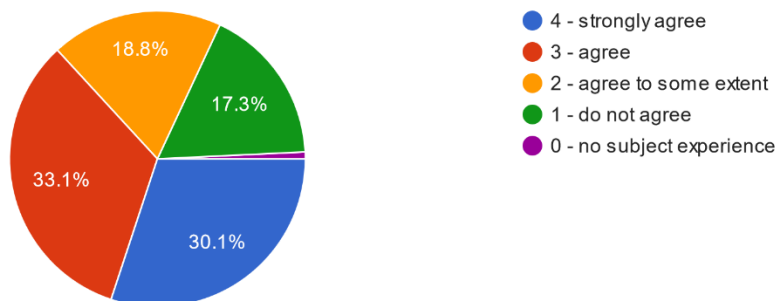
20. Do you agree that the college has adequate sports and fitness facilities?

133 responses



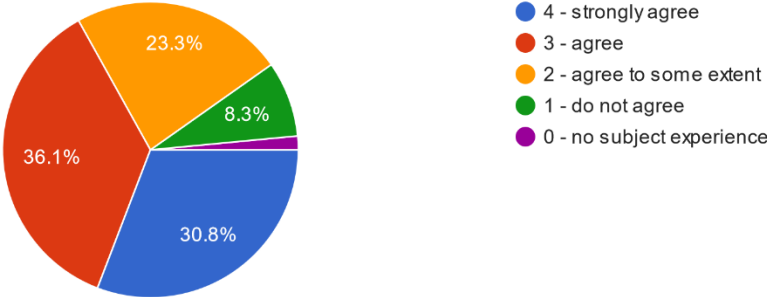
21. Do you agree that drinking water facility is suitable?

133 responses



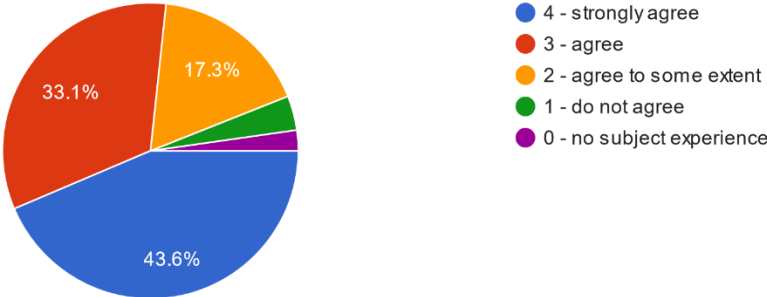
22. Do you agree that the canteen premises are neat, and hygienic food is prepared in the canteen?

133 responses



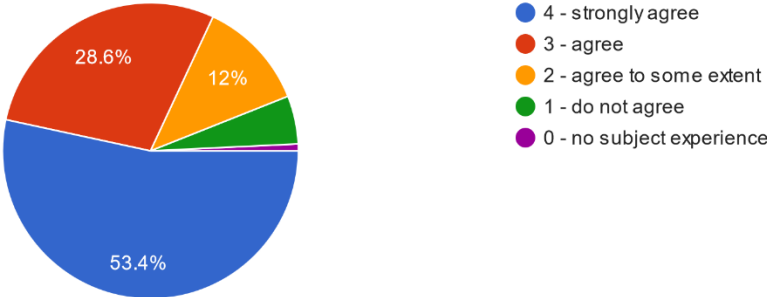
23. Do you agree that the canteen food is available at reasonable cost?

133 responses



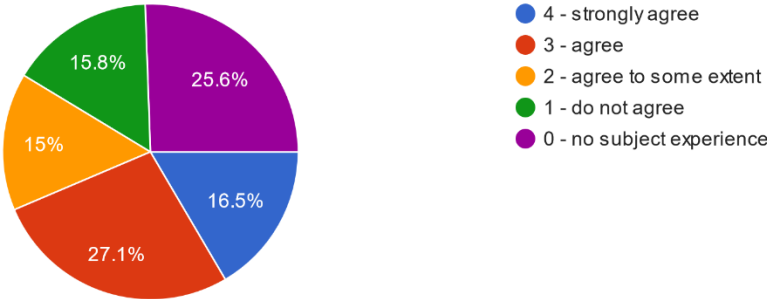
24. Do you agree that photocopy facilities are available at reasonable cost ?

133 responses



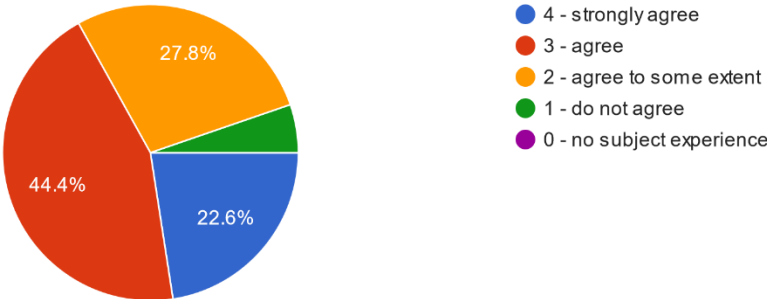
25. Do you agree that the doctors in the medical room are usually available and cooperative?

133 responses



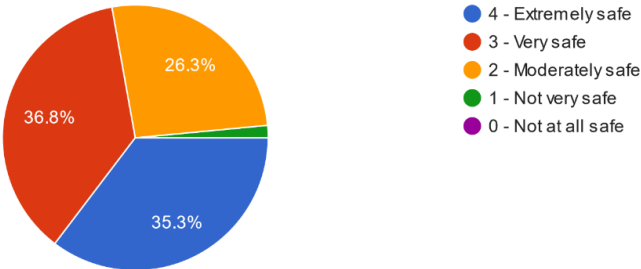
26. Do you agree that the information on the website of the College is adequate and well-organized?

133 responses



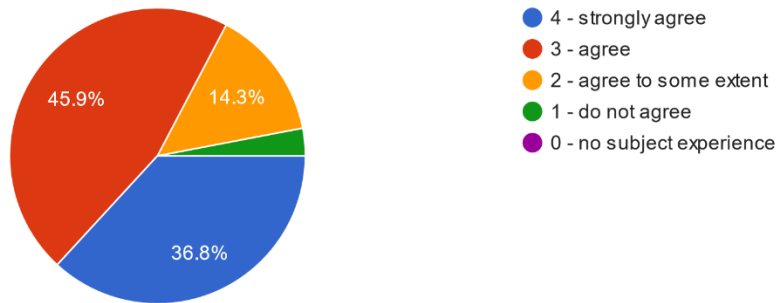
28. How safe do you feel on campus?

133 responses



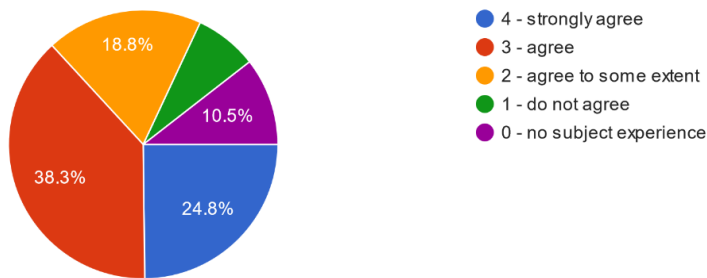
29. Do you agree that there is sufficient greenery in the college campus?

133 responses



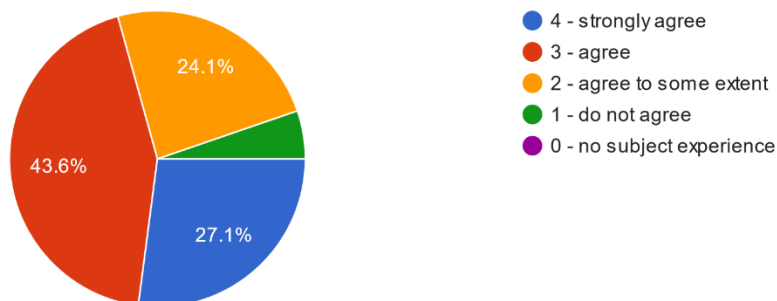
30. Do you agree that college contributes adequately for nation building?

133 responses



31. Do you agree that the overall quality of teaching-learning process in your institute is very good.

133 responses



The analysis based on normalised score indicates that on a scale of (0 – 4), the learners reveal their satisfaction to a great extent with the average score of 3.683. Further analysis reveals that for the majority of the questions, the learner responds with the score greater than 3. The question wise calculations of the normalised scores is depicted in the following Table.

Question-wise and Average Normalised Score Calculation

Weightage	4	3	2	1	0	Sum of Score
Q1	How much of the syllabus was covered in the class?					
Options	85-100%	70 to 84%	55 to 69%	30 to 54%	Below 30%	
% Response	54.1%	28.6%	12.8%	1.5%	3%	
Normalised Score	2.164	1.144	0.512	0.06	0	
Q2	How well were the teachers able to Communicate?					3.968
Options	Always effective	Sometimes effective	Just satisfactory	Generally ineffective	Very poor communication	
% Response	48.1%	32.3%	14.3%	4.5%	0.8%	
Normalised Score	1.924	1.292	0.572	0.18	0	
Q3	How well did the teachers prepare for the classes?					3.996
Options	Thoroughly	Satisfactorily	Poorly	Indifferently	Won't teach at all	
% Response	39.8%	54.1%	3%	3%	0	
Normalised Score	1.592	2.164	0.12	0.12	0	
Q4	The teacher's approach to teaching can best be described as					3.912
Options	Thoroughly	Satisfactorily	Poorly	Indifferently	Won't teach at all	
% Response	22.6%	44.4%	26.3%	4.5%	2.3%	
Normalised Score	0.904	1.776	1.052	0.18	0	
Q5	The teachers identify your strengths and weaknesses and encourage you by providing right level of challenges.					3.704
Options	Full	Reasonably	Partially	Slightly	Unable to	
% Response	22.6%	37.6%	22.6%	9.8%	7.5%	
Normalised Score	0.904	1.504	0.904	0.392	0	
Q6	The teachers inform you about your expected competencies, course outcomes and programme outcomes in advance.					3.936
Options	Every time	Usually	Occasionally/Sometimes	Rarely	Never	
% Response	27.8%	39.8%	23.3%	7.5%	1.5%	
Normalised Score	1.112	1.592	0.932	0.30	0	
Q7	Do you agree that teachers are bilingual in class?					3.972
Options	Strongly agree	agree	Neutral	Disagree	Strongly disagree	
% Response	45.9%	29.3%	21.8%	2.3%	0.8%	
Normalised Score	0.1836	0.1172	0.872	0.092	0	

Q8	Do you agree that teachers and mentors give you extra time to solve your queries?					
Options	Strongly agree	agree	Neutral	Disagree	Strongly disagree	3.912
% Response	24.8%	45.1%	21.1%	6.8%	2.3%	
Normalised Score	0.992	1.804	0.844	0.272	0	
Q9	The institution provides multiple opportunities to learn and grow by promoting internship, placements, field visit opportunities for students and in other ways.					
Options	Strongly agree	agree	Neutral	Disagree	Strongly disagree	3.8472
% Response	28.6%	32.3%	34.6%	6.8%	0%	
Normalised Score	1.144	1.292	1.384	0.0272	0	
Q10	Do you agree that academic seminars and conferences are held regularly in the college?					
Options	Strongly agree	agree	Neutral	Disagree	Strongly disagree	3.816
% Response	26.3%	32.3%	32.3%	4.5%	0%	
Normalised Score	1.052	1.292	1.292	0.18	0	
Q11	Do you agree that efforts are made by the institute/ teachers to inculcate soft skills, life skills and employability skills, etc. to make you ready for the world of work?					
Options	Strongly agree	agree	Neutral	Disagree	Strongly disagree	3.456
% Response	23.3%	27.8%	33.8%	15%	0%	
Normalised Score	0.932	1.112	1.352	0.06	0	
Q12	Do you agree that the college organizes extracurricular activities and encourages you to participate in them?					
Options	Strongly agree	agree	Neutral	Disagree	Strongly disagree	3.3
% Response	21.1%	28.6%	31.6%	19.5%	1.5%	
Normalised Score	0.844	1.114	1.264	0.078	0	
Q13	Do you agree that your teachers use adequate and necessary ICT tools in the classroom?					
Options	Strongly agree	agree	Neutral	Disagree	Strongly disagree	3.408
% Response	18%	21.6%	30.1%	15.5%	4.5%	
Normalised Score	0.72	0.864	1.204	0.62	0	
Q14	What do you think about the fairness of the internal evaluation process by the teachers?					
Options	Always fair	Usually fair	Sometimes fair	Rarely fair	Never fair	3.82
% Response	30.1%	41.4%	18%	6%	4.5%	
Normalised score	1.204	1.656	0.72	0.24	0	

Q15	Do you agree that the administrative staff is courteous and cooperative?					
Options	Strongly agree	agree	Neutral	Disagree	Strongly disagree	3.972
% Response	25.6%	42.9%	20.3%	10.5%	0.8%	
Normalised Score	1.024	1.716	0.812	0.42	0	
Q16	Do you agree that the library has sufficient books on syllabus and subscription to necessary journals?					
Options	Strongly agree	agree	Neutral	Disagree	Strongly disagree	3.88
% Response	27.1%	35.3%	24.8%	9.8%	3%	
Normalised Score	1.084	1.412	0.992	0.392	0	
Q17	Do you get good support from the library staff in easily locating the books in the library?					
Options	Strongly agree	agree	Neutral	Disagree	Strongly disagree	3.88
% Response	37.6%	34.6%	16.5%	8.3%	3%	
Normalised Score	1.504	1.384	0.66	0.332	0	
Q18	Do you agree that the college maintains adequate computer lab facilities?					
Options	Strongly agree	agree	Neutral	Disagree	Strongly disagree	3.4
% Response	25.6%	30.8%	18.8%	9.8%	15%	
Normalised Score	1.024	1.232	0.752	0.392	0	
Q19	Do you agree that lab staff are cooperative?					
Options	Strongly agree	agree	Neutral	Disagree	Strongly disagree	3.308
% Response	18.8%	39.1%	17.3%	7.5%	17.3%	
Normalised Score	0.752	1.564	0.692	0.30	0	
Q20	Do you agree that the college has adequate sports and fitness facilities?					
Options	Strongly agree	agree	Neutral	Disagree	Strongly disagree	3.272
% Response	17.3%	27.1%	18.8%	25.6%	11.3%	
Normalised Score	0.692	1.804	0.752	1.024	0	
Q21	Do you agree that drinking water facility is suitable?					
Options	Strongly agree	agree	Neutral	Disagree	Strongly disagree	3.972
% Response	30.1%	33.1%	18.8%	17.3%	0.8%	
Normalised Score	1.204	1.324	0.752	0.692	0	

Q22	Do you agree that the canteen premises are neat, and hygienic food is prepared in the canteen?					3.94
Options	Strongly agree	agree	Neutral	Disagree	Strongly disagree	
% Response	30.8%	36.1%	23.3%	8.3%	1.5%	
Normalised Score	1.232	1.444	0.932	0.332	0	
Q23	Do you agree that the canteen food is available at a reasonable cost?					
Options	Strongly agree	agree	Neutral	Disagree	Strongly disagree	
% Response	43.6%	33.1%	17.3%	3.8%	2.3%	
Normalised Score	1.744	1.324	0.692	0.154	0	3.914
Q24	Do you agree that photocopy facilities are available at reasonable cost?					
Options	Strongly agree	agree	Neutral	Disagree	Strongly disagree	
% Response	53.4%	26.8%	12%	5.3%	0.8%	
Normalised Score	2.136	1.072	0.48	0.212	0	3.9
Q25	Do you agree that the doctors in the medical room are usually available and cooperative?					
Options	Strongly agree	agree	Neutral	Disagree	Strongly disagree	
% Response	16.5%	27.1%	15%	15.8%	25.6%	
Normalised Score	0.66	1.084	0.60	0.632	0	2.976
Q26	Do you agree that the information on the website of the College is adequate and well-organized?					
Options	Strongly agree	agree	Neutral	Disagree	Strongly disagree	
% Response	22.6%	44.4%	27.8%	5.3%	0%	
Normalised Score	0.904	1.176	0.112	0.212	0	2.404
Q27	Do you agree that the security staff is adequate and cooperative?					
Options	Strongly agree	agree	Neutral	Disagree	Strongly disagree	
% Response	24.1%	38.3%	22.6%	12.8%	2.3%	
Normalised Score	0.964	1.554	0.904	0.512	0	3.934
Q28	How safe do you feel on campus?					
Options	Extremely Safe	Very Safe	Moderately Safe	Not very Safe	Not at all safe	
% Response	35.3%	36.8%	26.3%	1.5%	0%	
Normalised Score	1.412	1.472	1.052	0.60	0	3.536
Q29	Do you agree that there is sufficient greenery in the college campus?					
Options	Strongly agree	agree	Neutral	Disagree	Strongly disagree	
% Response	36.8%	45.9%	14.3%	3%	0%	
Normalised Score	1.472	1.836	0.0572	0.12	0	3.4852

Q30	Do you agree that college contributes adequately for nation building?					3.576
Options	Strongly agree	agree	Neutral	Disagree	Strongly disagree	
% Response	24.8%	38.3%	18.8%	7.5%	10.5%	
Normalised Score	0.992	1.532	0.752	0.30	0	
Q31	Do you agree that the overall quality of the teaching-learning process in your institute is very good?					3.904
Options	Strongly agree	agree	Neutral	Disagree	Strongly disagree	
% Response	27.1%	43.6%	24.1%	5.3%	0%	
Normalised Score	1.084	1.744	0.964	0.212	0	
AVERAGE SCORE						3.683

4. Conclusion

The survey gauges overall satisfaction among the students, particularly in the areas of teaching quality and college infrastructural facilities. This positive feedback reflects the dedication and efforts of our faculty and staff, as well as the investment in providing comprehensive and accessible library resources. This feedback in these key areas not only underscores the commitment of our educators but also highlights the institution's commitment to maintaining high academic standards and providing an enriching learning environment. A significant majority of students expressed satisfaction with the quality of teaching and the relevance of courses to their academic and career aspirations. The positive interaction between students and faculty is a testament to the commitment to academic excellence. Students generally reported satisfaction with campus facilities, including classrooms, laboratories, and the library. The availability of IT resources was also viewed favorably. The responsiveness of administrative staff received positive feedback, indicating a commitment to providing essential student support services. A considerable number of students were actively involved in student clubs, sports, and cultural events, reflecting a vibrant campus community.

In conclusion, PGDAV College has received affirmation of its commitment to academic excellence and student support. The survey results serve as a valuable guide for continuous improvement, allowing us to address areas of concern and build upon our strengths.

APPENDIX

Satisfaction Survey (SSS) on Student overall performance of PGDAV College (2021-22)

Dear students,

The **third year students of PGDAV College (2021-24 batch)** are required to fill the required information for the purpose of NAAC Criteria 2.7.1 on Teaching _ Learning and Evaluation.

Instructions to fill the questionnaire:

- Preferably fill this form using institutional (college) email-id.
- Each question has five responses, choose the most appropriate one.

1. Email *

2. Name: *

3. Course *

Mark only one oval.

B.Com

B. Com (Hons)

B. Sc. (Hons) Computer Science

B. Sc. (Hons) Mathematics

4. College Roll. No. *

5. Batch: *

6. 1. How much of the syllabus was covered in the class? *

Mark only one oval.

4. 85 to 100%

3. 70 to 84%

2. 55 to 69%

1. 30 to 54%

0. Below 30%

7. 2. How well were the teachers able to communicate? *

Mark only one oval.

4 – Always effective

3 – Sometimes effective

2 – Just satisfactorily

1 – Generally ineffective

0 – Very poor communication

8. 3. How well did the teachers prepare for the classes? *

Mark only one oval.

9. 4. The teacher's approach to teaching can best be described as *

Mark only one oval.

4 - Excellent

3 - Very good

2 - Good

1 - Fair

0 - Poor

*

10. 5. The teachers identify your strengths and weaknesses and encourage you by providing right level of challenges.

Mark only one oval.

4 - Fully

3 - Reasonably

2 - Partially

1 - Slightly

0 - Unable to

*

11. 6. The teachers inform you about your expected competencies, course outcomes and programme outcomes in advance.

Mark only one oval.

4 - Every time

3 - Usually

2 - Occasionally/Sometimes

1 - Rarely

12. 7. Do you agree that teachers are bilingual in class? *

Mark only one oval.

- 4 – Strongly agree
- 3 · Agree
- 2 · Neutral
- 1 · Disagree
- 0– Strongly disagree

13. 8. Do you agree that teachers and mentors give you extra time to solve your queries?

Mark only one oval.

- 4 – Strongly agree
- 3 · Agree
- 2 · Neutral
- 1 · Disagree
- 0– Strongly disagree

14. 9. The institution provides multiple opportunities to learn and grow by promoting internship, placements, field visit opportunities for students and in other ways.

Mark only one oval.

- 4 – Strongly agree
- 3 · Agree
- 2 · Neutral
- 1 · Disagree
- 0– Strongly disagree

15. 10. Do you agree that academic seminars and conferences are held regularly in the college?

Mark only one oval.

- 4 - strongly agree
- 3 - agree
- 2 - agree to some extent
- 1 - do not agree
- 0 - no subject experience

16. 11. Do you agree that efforts are made by the institute/ teachers to inculcate soft skills, life skills and employability skills such as communication skills, programming languages, career counselling seminars, etc to make you ready for the world of work.

Mark only one oval.

- 4 - strongly agree
- 3 - agree
- 2 - agree to some extent
- 1 - do not agree
- 0 - no subject experience

17. 12. Do you agree that the college organises extracurricular activities and encourages you to participate in them?

Mark only one oval.

- 4 - strongly agree
- 3 - agree
- 2 - agree to some extent
- 1 - do not agree
- 0 - no subject experience

18. 13. Do you agree that your teachers use adequate and necessary **ICT tools** in the classroom?

Mark only one oval.

- 4 - strongly agree
- 3 - agree
- 2 - agree to some extent
- 1 - do not agree
- 0 - no subject experience

*

19. 14. What do you think about the fairness of the internal evaluation process by the teachers?

Mark only one oval.

- 4 - Always fair
- 3 - Usually fair
- 2 - Sometimes fair
- 1 - Rarely fair
- 0 - Never fair

*

20. 15. Do you agree that the administrative staff is courteous and cooperative? *

Mark only one oval.

- 4 - strongly agree
- 3 - agree
- 2 - agree to some extent
- 1 - do not agree
- 0 - no subject experience

21. 16. Do you agree that the library has sufficient books on syllabus and subscription to necessary journals?

Mark only one oval.

- 4 - strongly agree
- 3 - agree
- 2 - agree to some extent
- 1 - do not agree
- 0 - no subject experience

22. 17. Do you get good support from the library staff in easily locating the books in the library?

Mark only one oval.

- 4 - strongly agree
- 3 - agree
- 2 - agree to some extent
- 1 - do not agree
- 0 - no subject experience

23. 18 Do you agree that the college maintains adequate computer lab facilities? *

Mark only one oval.

- 4 - strongly agree
- 3 - agree
- 2 - agree to some extent
- 1 - do not agree
- 0 - no subject experience

24. 19. Do you agree that lab staff is cooperative? *

Mark only one oval.

- 4 - strongly agree
- 3 - agree
- 2 - agree to some extent
- 1 - do not agree
- 0 - no subject experience

25. 20. Do you agree that the college has adequate sports and fitness facilities? *

Mark only one oval.

- 4 - strongly agree
- 3 - agree
- 2 - agree to some extent
- 1 - do not agree
- 0 - no subject experience

26. 21. Do you agree that drinking water facility is suitable? *

Mark only one oval.

- 4 - strongly agree
- 3 - agree
- 2 - agree to some extent
- 1 - do not agree
- 0 - no subject experience

27. 22. Do you agree that the canteen premises are neat, and hygienic food is prepared in the canteen?

Mark only one oval.

- 4 - strongly agree
- 3 - agree
- 2 - agree to some extent
- 1 - do not agree
- 0 - no subject experience

28. 23. Do you agree that the canteen food is available at reasonable cost? *

Mark only one oval.

- 4 - strongly agree
- 3 - agree
- 2 - agree to some extent
- 1 - do not agree
- 0 - no subject experience

29. 24. Do you agree that photocopy facilities are available at reasonable cost? *

Mark only one oval.

- 4 - strongly agree
- 3 - agree
- 2 - agree to some extent
- 1 - do not agree
- 0 - no subject experience

30. 25. Do you agree that the doctors in the medical room are usually available and cooperative?

Mark only one oval.

31. 26. Do you agree that the information on the website of the College is adequate and well-organized?

Mark only one oval.

- 4 - strongly agree
 3 - agree
 2 - agree to some extent
 1 - do not agree
 0 - no subject experience

32. 27. Do you agree that the security staff is adequate and cooperative? *

Mark only one oval.

- 4 - strongly agree
 3 - agree
 2 - agree to some extent
 1 - do not agree
 0 - no subject experience

33. 28. How safe do you feel on campus? *

Mark only one oval.

- 4 - Extremely safe
 3 - Very safe
 2 - Moderately safe
 1 - Not very safe
 0 - Not at all safe

34. 29. Do you agree that there is sufficient greenery in the college campus? *

Mark only one oval.

- 4 - strongly agree
- 3 - agree
- 2 - agree to some extent
- 1 - do not agree
- 0 - no subject experience

35. 30. Do you agree that college contributes adequately for nation building? *

Mark only one oval.

- 4 - strongly agree
- 3 - agree
- 2 - agree to some extent
- 1 - do not agree
- 0 - no subject experience

36. 31. Do you agree that the overall quality of teaching-learning process in your institute is very good.

Mark only one oval.

- 4 - strongly agree
- 3 - agree
- 2 - agree to some extent
- 1 - do not agree
- 0 - no subject experience

37. 32. Give three observation / suggestions to improve the overall teaching experience in the college.